

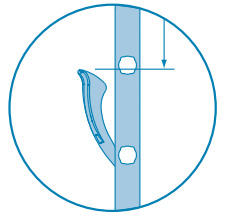
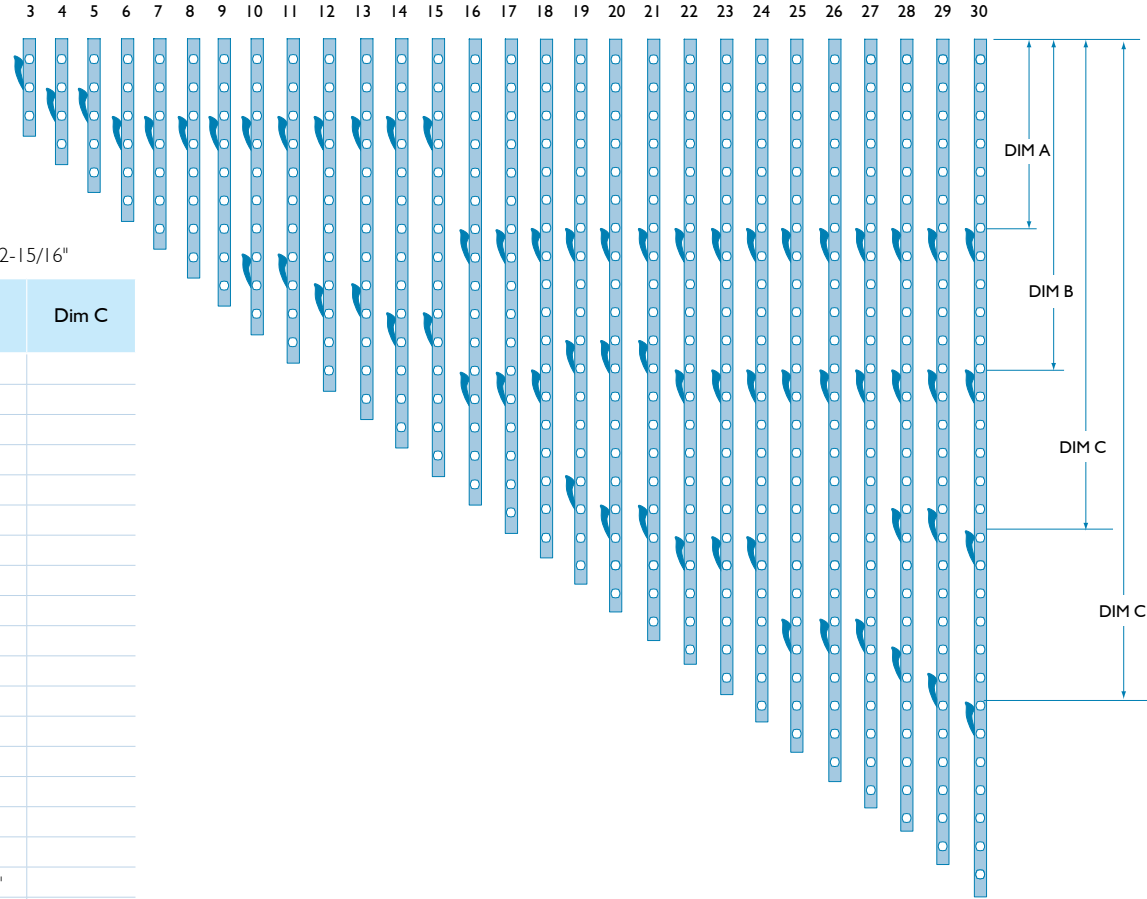
# Altair® 4" Louver Standard Handle Positions

## Formulas for Other Handle Positions

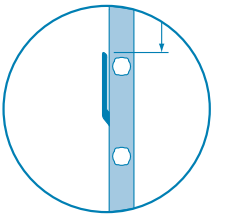
1. Low Profile Handle Position = Standard Handle Position – 5/16"
2. Ring Handle Position = Standard Handle Position + 9/16"\*
3. Slide Handle Position = Standard Handle Position + 1/8"
4. Altair Inside Screen Handle Position = Standard Handle Position + 9-1/4"

\* For 3 and 4 blade galleries: Ring Pull Handle position=Standard Handle Position – 2-15/16"

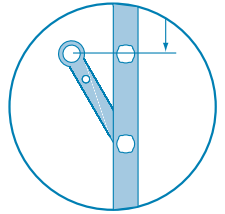
No. of Blades	Banks of Blades Controlled from Head Downwards	Channel Length	Dim A	Dim B	Dim C	Dim C
3	3	12-3/16"	3-9/16"			
4	4	15-3/4"	7-1/16"			
5	5	19-5/16"	7-1/16"			
6	6	22-13/16"	10-5/8"			
7	7	26-3/8"	10-5/8"			
8	8	29-15/16"	10-5/8"			
9	9	33-7/16"	10-5/8"			
10	6 4	37"	10-5/8"	28-3/8"		
11	6 5	40-9/16"	10-5/8"	28-3/8"		
12	6 6	44-1/8"	10-5/8"	31-7/8"		
13	6 7	47-5/8"	10-5/8"	31-7/8"		
14	7 7	51-3/16"	10-5/8"	35-7/16"		
15	7 8	54-3/4"	10-5/8"	35-7/16"		
16	9 7	58-1/4"	24-13/16"	42-1/2"		
17	9 8	61-13/16"	24-13/16"	42-1/2"		
18	9 9	65-3/8"	24-13/16"	42-1/2"		
19	9 5 5	68-7/8"	24-3/4"	38-7/8"	56-5/8"	
20	9 5 6	72-7/16"	24-3/4"	38-7/8"	60-3/16"	
21	9 5 7	76"	24-3/4"	38-7/8"	60-3/16"	
22	9 6 7	79-1/2"	24-3/4"	42-7/16"	63-11/16"	
23	9 6 8	83-1/16"	24-3/4"	42-7/16"	63-11/16"	
24	9 6 9	86-5/8"	24-3/4"	42-7/16"	63-11/16"	
25	9 9 7	90-3/16"	24-3/4"	42-7/16"	74-5/16"	
26	9 9 8	93-11/16"	24-3/4"	42-7/16"	74-5/16"	
27	9 9 9	97-1/4"	24-3/4"	42-7/16"	74-5/16"	
28	9 6 4 9	100-13/16"	24-3/4"	42-7/16"	63-25/32"	81-1/2"
29	9 6 5 9	104-5/16"	24-3/4"	42-7/16"	63-25/32"	85-1/32"
30	9 7 5 9	107-7/8"	24-3/4"	42-7/16"	67-5/16"	88-19/32"



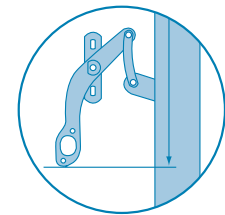
Standard Handle



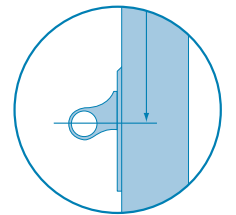
Low Profile Handle



Ring Pull Handle (A13)



Altair® Inside Screen Handle



ios® Window System Inside Screen Slide Handle.

## Notes:

- Fixed blades are not counted as additional blades when calculating handle positions. So both a standard height 5 blade gallery and a 5 blade gallery with a top extension (5 operating blades and a top fixed blade) would have the handle positioned between the 3rd and 4th blades when counting from the bottom of the gallery.
- All handle position formulas are for windows in the closed position (all handles except the Altair Inside Screen Handle are in the up position when the window is closed).