

## Standard Height Range

ios® Window System with 6" Strips	
No. of Blades	Standard Height
2	13-5/8"
3	19-1/8"
4	24-21/32"
5	30-5/32"
6	35-21/32"
7	41-3/16"
8	46-11/16"
9	52-7/32"
10	57-23/32"
11	63-7/32"
12	68-3/4"
13	74-1/4"
14	79-3/4"
15	85-9/32"
16	90-25/32"
17	96-5/16"
18	101-13/16"
19	107-5/16"
20	112-27/32"

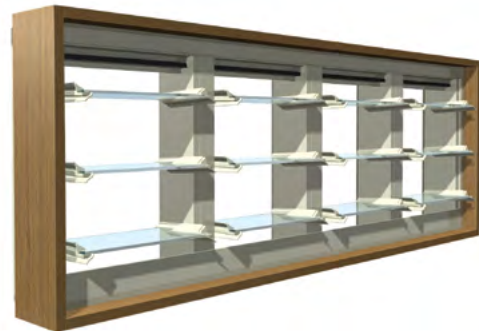
ios Window System with 4" Strips	
No. of Blades	Standard Height
3	13-7/32"
4	16-25/32"
5	20-5/16"
6	23-27/32"
7	27-13/32"
8	30-15/16"
9	34-7/16"
10	38-1/32"
11	41-9/16"
12	45-1/8"
13	48-21/32"
14	52-7/32"
15	55-3/4"
16	59-9/32"
17	62-27/32"
18	66-3/8"
19	69-29/32"
20	73-15/32"
21	77"
22	80-9/16"
23	84-3/32"
24	87-5/8"
25	91-3/16"
26	94-23/32"
27	98-9/32"
28	101-13/16"
29	105-11/32"
30	108-29/32"
31	112-7/16"

**Note:**

- Off Standard Heights that are more than 3/16" greater than or less than a Standard Height will have a top fixed blade to achieve the specified height. Off Standard heights that are within 3/16" of a Standard Height will not have a fixed top blade.

### Easyscreen™ Powerlouver™ Window Sizes

Blade Count	Altair® Powerlouver in Easyscreen Frame	
	6" Gallery	4" Gallery
2	14-19/32"	NA
3	20-1/8"	14-7/32"
4	25-5/8"	17-3/4"
5	31-5/32"	21-5/16"
6	36-21/32"	24-27/32"
7	42-5/32"	28-3/8"
8	47-11/16"	31-15/16"
9	53-6/32"	35-15/32"
10	58-11/16"	39-1/32"
11	64-7/32"	42-9/16"
12	69-23/32"	46-3/32"
13	75-1/4"	49-21/32"
14	80-3/4"	53-3/16"
15	86-1/4"	56-23/32"
16	91-25/32"	60-9/32"
17	97-5/16"	63-13/16"
18	102-13/16"	67-3/8"



**Four Powerlouver Window bays within a single Easyscreen Frame**

- Maximum width = 157-1/2"  
(Frames over these dimensions will need to be coupled on site or at a window dealer's factory)
- Minimum width = 15-3/4" per bay
- Standard heights only.
- Up to 6 galleries (bays) can be included in a single surround frame.
- Combination louver and picture windows are available.
- Screens to outside only.

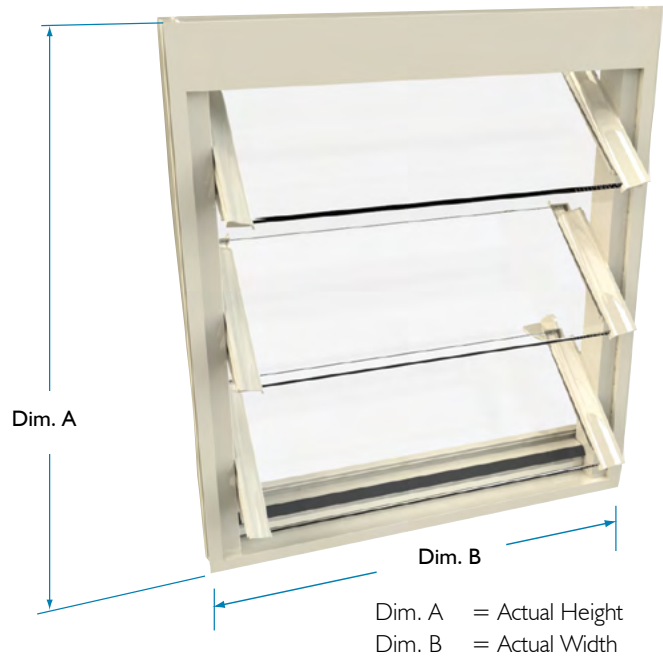
## Makani™ Standard Heights

Makani Window System with 6" Galleries		Makani Window System with 4" Galleries	
No. of Blades	Standard Height	No. of Blades	Standard Height
2	13-19/32"	-	-
3	19-3/32"	3	13-3/16"
4	24-19/32"	4	16-23/32"
5	30-1/8"	5	20-9/32"
6	35-5/8"	6	23-13/16"
7	41-5/32"	7	27-3/8"
8	46-5/8"	8	30-29/32"
9	52-5/32"	9	34-7/16"
10	57-11/16"	10	38"
11	63-3/16"	11	41-17/32"
12	68-11/16"	12	45-3/32"
13	74-7/32"	13	48-5/8"
14	79-23/32"	14	52-5/32"
15	85-7/32"	15	55-23/32"
16	90-3/4"	16	59-1/4"
17	96-1/4"	17	62-25/32"
18	101-25/32"	18	66-11/32"
19	107-9/32"	19	69-7/8"
20	112-25/32"	20	73-7/16"
		21	76-31/32"
		22	80-1/2"
		23	84-1/16"
		24	87-19/32"
		25	91-5/32"
		26	94-11/16"
		27	98-7/32"
		28	101-25/32"
		29	105-5/16"
		30	108-27/32"
		31	112-13/32"

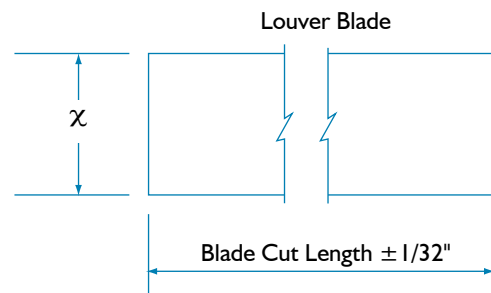
**Note:**

- Off-standard heights that are not within 3/16" of a standard height have a fixed blade at the top to achieve the specific height.
- Refer to the product performance warranty on possible height restrictions for different blade types and bay widths.
- Standard sizes will save money and improve lead times.

## Makani Window System Size Range



Makani Window System	
Frame Width	Dim. B
Stud opening	Dim. B + 13/32"
Makani Frame: Glass and aluminum blade length	Dim. B - 3-1/32"
Makani Frame: Stronghold glass and aluminum blade length	Dim. B - 2-7/8"
Makani Frame: Wood blade length	Dim. B - 3-13/16"



### Extension Blade Dimensions

**Glass & Aluminum blades:**

$\chi$  = Channel extension + 23/32"

**Wood blades:**

$\chi$  = Channel extension + 7/8"

## Standard Heights

Heights for 6" Blade Louver Gallery			
No. of Blades	Height No W'strip	Height With W'strip	Blades Controlled in Banks from Head Down
2	12-19/32"	13"	2
3	18-1/8"	18-1/2"	3
4	23-5/8"	24-1/32"	4
5	29-1/8"	29-17/32"	5
6	34-21/32"	35-1/32"	6
7	40-5/32"	40-9/16"	7
8	45-21/32"	46-1/16"	8
9	51-3/16"	51-9/16"	9
10	56-11/16"	57-3/32"	7 3
11	62-7/32"	62-19/32"	7 4
12	67-23/32"	68-1/8"	7 5
13	73-7/32"	73-5/8"	8 5
14	78-3/4"	79-1/8"	9 5
15	84-1/4"	84-21/32"	7 8
16	89-3/4"	90-5/32"	7 9
17	95-9/32"	95-21/32"	8 9
18	100-13/16"	101-3/16"	9 9
19	106-5/16"	106-11/16"	9 4 6
20	111-13/16"	112-3/16"	9 6 5

Heights for 4" Blade Louver Gallery			
No. of Blades	Height No W'strip	Height With W'strip	Blades Controlled in Banks from Head Down
3	12-3/16"	12-19/32"	3
4	15-3/4"	16-5/32"	4
5	19-9/32"	19-11/16"	5
6	22-27/32"	23-7/32"	6
7	26-3/8"	26-25/32"	7
8	29-29/32"	30-5/16"	8
9	33-15/32"	33-27/32"	9
10	37"	37-13/32"	6 4
11	40-9/16"	40-15/16"	6 5
12	44-3/32"	44-1/2"	6 6
13	47-5/8"	48-1/32"	6 7
14	51-3/16"	51-9/16"	7 7
15	54-23/32"	55-1/8"	7 8
16	58-9/32"	58-21/32"	9 7
17	61-13/16"	62-7/32"	9 8
18	65-11/32"	65-3/4"	9 9
19	68-29/32"	69-9/32"	9 5 5
20	72-7/16"	72-27/32"	9 5 6
21	75-31/32"	76-3/8"	9 5 7
22	79-17/32"	79-29/32"	9 6 7
23	83-1/16"	83-15/32"	9 6 8
24	86-5/8"	87"	9 6 9
25	90-5/32"	90-9/16"	9 9 7
26	93-11/16"	94-3/32"	9 9 8
27	97-1/4"	97-5/8"	9 9 9
28	100-13/16"	101-3/16"	9 6 4 9
29	104-5/16"	104-3/4"	9 6 5 9
30	107-7/8"	108-1/4"	9 7 5 9

